

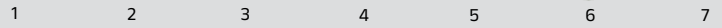
INDIA FRONTLINE EQUITY FUND (IFEF)

B Share

Synthetic Risk & Reward Indicator (SRII)

Lower risk typically lower rewards

Higher risk typically higher rewards



Investment Manager

Aditya Birla Sun Life Asset Management Company Pte. Ltd.

Investment Objective

The investment objective of Fund is to generate long term growth of capital.

Investment Philosophy

The fund is a India equity, diversified long only strategy. It follows a growth oriented investment style that seeks to consistently deliver better risk-adjusted returns relative to the benchmark.

Key Facts (as on September 2025)

Inception Date	March 15th, 2019
Total Fund Size	USD \$155.80 Million
NAV "B" Share	USD \$157.87
Domicile	Dublin, Ireland
Fund Base Currency	USD
UCITS	Yes
Benchmark	MSCI India
Benchmark Ticker	MXIN

Share Class wise

	B
ISIN	IE00BJ8RGL81
Fund Ticker	AINFLEB ID Equity
Swiss Valor	43014578
Initial Charges	NIL
Redemption Charges*	Max 3.0%**
Minimum Initial Subscription (USD)	5,000
Minimum Additional Purchase (USD)	1,000
Minimum Redemption (USD)	1,000

*This is the maximum that might be taken out of your money before it is invested or before the proceeds of your investment are paid out respectively.
** The exit load would be charged in the below slabs:
Charge 3% for investors exiting within 1 year of investment. Charge 2% for investors exiting within 2 years of investment. Charge 1% for investors exiting within 3 years of investment. For further details on Charges refer to the Prospectus and Supplement of the Fund."

Risk Statistics

Standard Deviation	Sharpe Ratio #	Beta
14.44%	0.21	0.91

Risk ratios pertain to "B" share class
Standard Deviation, Sharpe Ratio & Beta are calculated on Annualized basis using 3 year history of monthly USD returns. All statistical ratios w.r.t. MSCI India Index
Risk-free rate assumed to be 4.02% (3 Month US Treasury Bill yield as on Sept'25)

Macro Data

Macro Data (US\$)	Sep-25	Aug-25
FII Flows	-1.7 Bn	-3.3 Bn
DII Flows	7.4 Bn	10.8 Bn
USD/INR	88.79	88.21

Market Outlook – September 2025

Index Returns (US\$)	Sep-25	Aug-25
MSCI India	0.40%	-2.40%
MSCI China	9.50%	4.90%
MSCI EM	7.00%	1.20%
MSCI APxJ	5.50%	1.40%

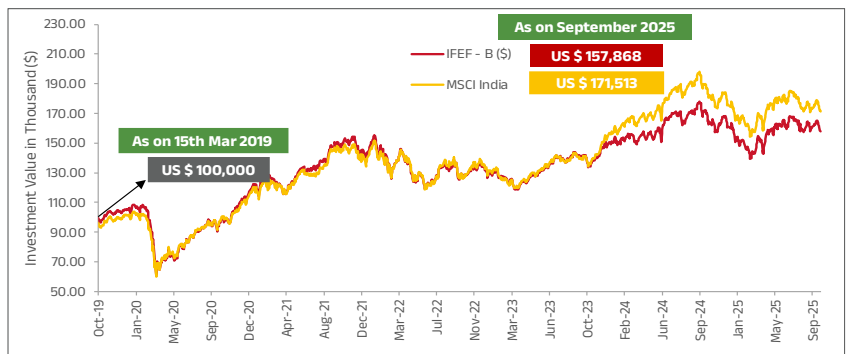
Sectoral Returns (US\$)	Sep-25	Aug-25
MSCI India	0.40%	-2.40%
MSCI India Consumer Discretionary	2.00%	3.50%
MSCI India Consumer Staples	-3.80%	1.20%
MSCI India Financials	1.30%	-4.90%
MSCI India Industrials	3.30%	-3.50%
MSCI India Information Technology	-4.50%	-1.40%
MSCI India Real Estate	-2.40%	-4.50%
MSCI India Utilities	4.00%	-4.50%
MSCI India Energy	1.50%	-3.80%
MSCI India Communication Services	-0.50%	-3.00%

- India's GST Council undertook long-awaited reforms of the GST tax structure to both reduce complexity and correct distortions so as to reduce transaction costs and improve compliance; The re-jig also resulted in an effective tax cut for households
- US President Trump announced tariffs of up to 100% on imports of branded and patented pharmaceutical drugs, starting 1st Oct 2025
- The INR depreciated by 0.7% in Sep'25 and ended the month at 88.79/USD, with a one-year depreciation now at 5.6%
- Aug'25 IP growth came in below expectations at 4.0% YoY (Consensus Estimate: 5.1%) while Aug'25 CPI inflation printed in line with our expectations, rising to 2.1% YoY (Jul'25: 1.6% YoY)
- SIP inflows remained consistent at INR 28,265 Cr. (USD 3.2 Bn) in Aug'25 while retail turned to sellers with outflows of USD 0.17 Bn in Sep'25 (Aug'25: USD \$0.15 Bn of inflows)

The month was characterised by heightened trade tensions between the US and India, which weighed on investor sentiment despite domestic policy tailwinds (Prime Minister Modi's announcement of tax and GST rationalization measures) providing initial optimism. There was a modest rally in Indian large-cap equities, which rose by 1.3%, but came amid declines in mid-cap (-0.6%) and small-cap (-0.9%) segments. Sector performance was mixed, with Utilities (+4.0%), Industrials (+3.3%), and Consumer Discretionary (+2.0%) leading gains, driven by expectations of increased infrastructure spending and festive season demand. In contrast, Information Technology (-4.5%), Consumer Staples (-3.8%), and Healthcare (-2.0%) underperformed, impacted by global headwinds and valuation pressures. The IT sector faced renewed concerns following the US administration's imposition of a \$100,000 hike in H-1B visa fees, while the 100% tariffs on Indian pharmaceutical imports further weighed on the Healthcare sector.

Key market drivers included optimism around GST 2.0 and potential Fed rate cuts, which supported risk assets early in the month. However, increased equity supply through IPO activity and the escalation in US-India trade frictions tempered gains. Despite these external challenges, domestic macro signals remain supportive. Lower interest rates, recent tax cuts, and the anticipated festive season consumption boost are expected to underpin a recovery in corporate earnings. We maintain a constructive view on domestic-facing sectors and continue to hold an overweight stance on Financials, Consumer Staples, Consumer Discretionary, Materials, Utilities, Power, Defense, and Real Estate. These sectors are well-positioned to benefit from cyclical tailwinds and policy support. Conversely, we remain underweight on Information Technology and Pharmaceuticals, given persistent external headwinds, regulatory uncertainty, and stretched valuations.

Fund Performance (as on September 2025)



Period	IFEF-B	MSCI India	Outperformance
1 Month	-0.1%	0.5%	-0.6%
3 Months	-5.7%	-7.0%	1.3%
6 Months	3.1%	1.6%	1.4%
9 Months	-1.3%	-1.6%	0.2%
1 Year	-10.6%	-12.2%	1.6%
2 Year	5.9%	11.0%	-5.1%
3 Year	7.1%	10.0%	-2.9%
5 Year	10.9%	12.5%	-1.6%
Since Inception	7.1%	8.6%	-1.5%
YTD	-1.3%	-1.6%	0.2%

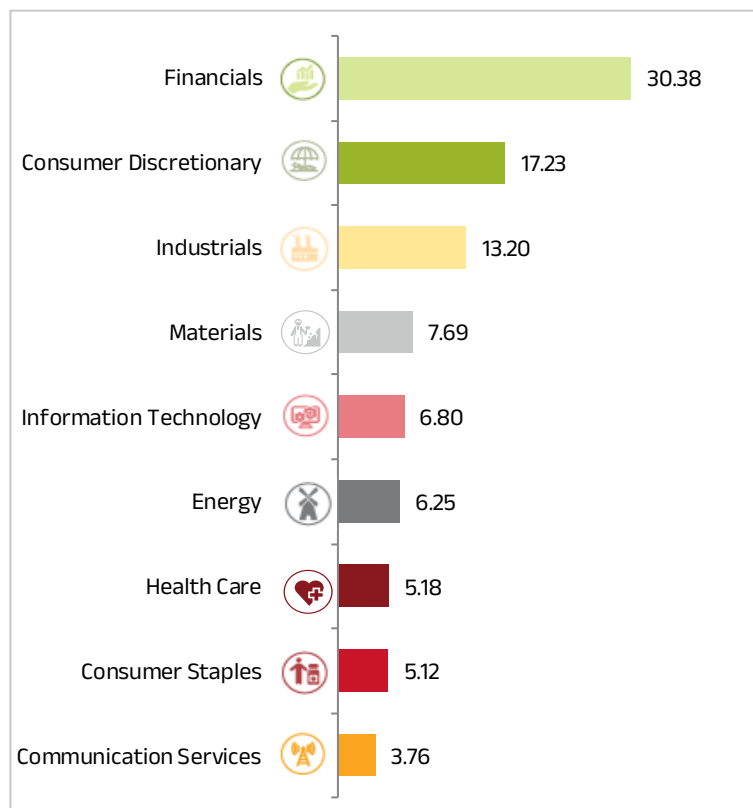
Source: Bloomberg, ABSLAMC Internal Research

Returns are net of expenses. Returns are in % and absolute returns for period less than 1 year & CAGR for period 1 year or more. The returns for IFEF B Share & MSCI (India) are in US Dollars. Past performance is not indicative of future results. MSCI- Morgan Stanley Capital International. CAGR - Compounded Annualized Growth Rate. Returns shown above are point to point returns.

INDIA FRONTLINE EQUITY FUND (IFEF) – B Share

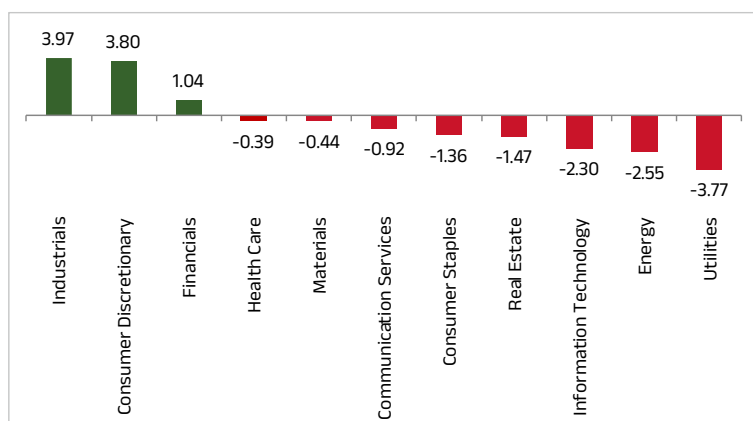
	CY 2020	CY 2021	CY 2022	CY 2023	CY 2024	YTD 2025
IFEF-B	11.5%	25.4%	-11.6%	16.1%	6.1%	-1.3%
MSCI India	14.1%	25.1%	-8.7%	19.6%	11.1%	-1.6%
Outperformance	-2.6%	0.3%	-2.9%	-3.4%	-5.0%	0.2%

Sector Allocation (as on September 2025)



The above industry classification follows GICS Sector Classification Data is percentage (%)

Active Weight

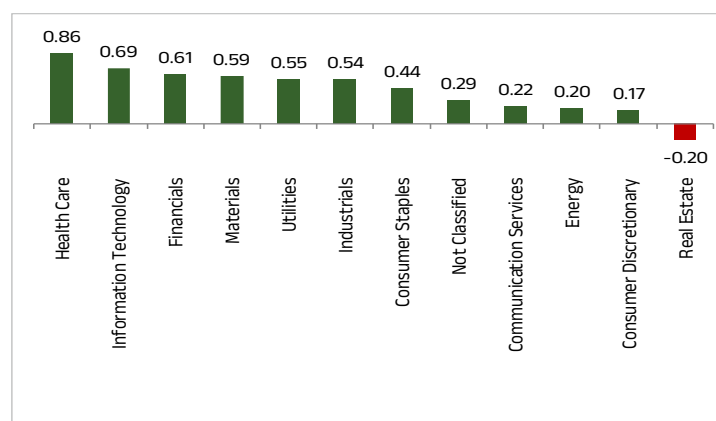


The above industry classification follows GICS Sector Classification. Portfolio details and attribution as of September 2025. Attribution analysis for 1 Year data. Data in percentage (%).

Top Holdings (as on September 2025)

Instrument Name	% NAV
HDFC BANK LIMITED	7.18
ICICI BANK LTD	6.64
RELIANCE INSURANCE PLC	6.25
INFOSYS LTD	4.13
STATE BANK OF INDIA	3.77
BHARTI AIRTEL LTD	3.76
MAHINDRA & MAHINDRA LTD	3.14
ETERNAL LTD	3.06
BAJAJ FINANCE LTD	3.05
ADANI PORTS AND SPECIAL ECON	2.52

Attribution



INDIA FRONTLINE EQUITY FUND (IFEF)- B Share

Disclaimers:

Aditya Birla Sun Life Asset Management Company Pet Ltd has not been registered under the United States Investment Company Act of 1940, as amended, nor the United States Securities Act of 1933, as amended. Not for sale in the U.S. or to U.S. Persons. A US Person is defined as (a) any individual who is a citizen or resident of the United States for federal income tax purposes; (b) a corporation, partnership or other entity created or organized under the laws of or existing in the United States; (c) an estate or trust the income of which is subject to United States federal income tax regardless of whether such income is effectively connected with a United States trade or business. This briefing has been prepared for your information only and shall not be reproduced, redistributed, passed on or relied upon by any person for any purpose. This presentation does not constitute an offer or an invitation to sell, to subscribe for or otherwise acquire any shares, interests or units of any funds (the "Funds") mentioned in this presentation to any person in any jurisdiction (i) in which such offer or invitation is not authorized or (ii) in which the person making such offer or invitation is not qualified to do so or (iii) to any person to whom it is unlawful to make such offer or invitation. Nothing in this presentation should be construed as investment advice and is not a recommendation to buy or sell shares, interests or units in the Funds.

Investing in the Funds involves a high degree of risk and may not be suitable for all investors. You should seek advice from an independent professional, financial or tax adviser with regard to your investment objectives, your particular needs, financial situation, risk profile and risk appetite. No assurance can be given that your investment objectives will be achieved or that you will receive a return of all or part of your principal. You are strongly urged to review the prospectus or offering memorandum of the Fund (including the risk considerations described therein), the subscription agreement and all related fund documents and to discuss any prospective investment in the Fund with your professional, financial or tax adviser.

Although the information herein has been obtained from sources believed to be reliable, we do not guarantee its accuracy, completeness or fairness and it should not be relied upon as such. We have relied upon and assumed, without independent verification, the accuracy and completeness of all information available from public sources. Opinions, estimates, forecasts, assumptions, derived valuations and target price(s) contained in this presentation are as of the date indicated, which may not prove valid and may be changed without notice. Further, statements and assertions contained in this presentation may reflect the views and opinions of the investment manager of the Fund, which may be based in whole or in part on such data and other information and are for informational purposes only. They do not constitute a recommendation by the investment manager to buy, sell or hold any shares or interests in the Fund or investment advice in such shares or interests, and the investment manager accepts no liability for any loss whatsoever and howsoever arising from any use of or reliance on any of the opinions or views expressed. Past performance should not be taken as an indication or guarantee of future performance. Any predictions, projection, or forecast on the economy, stock market, bond market or the economic trends of the market is not necessarily indicative of the future performance of any of the funds to be launched. Investments are subject to investment and foreign exchange risks including the possible loss of the principal amount invested. The value of units and any income from them may fall as well as rise.

Primary Risk Disclosures:

Investment in shares of the Fund involves investment risks such as trading volumes, settlement risk, liquidity risk, default risk including the possible loss of principal and there is no assurance or guarantee that the objectives of the Fund will be achieved.

As the price / value / interest rates of the securities as well as the currency in which the Fund invests fluctuates, the value of your investment in the Fund may go up or down depending on the various factors and forces affecting capital markets and money markets in India.

Past performance of the Promoter / Investment Manager does not guarantee future performance of the Fund and may not necessarily provide a basis of comparison with other investments.

The name of the Fund does not, in any manner, indicate either the quality of the Fund or its future prospects or returns.

The Fund is not a guaranteed or assured return fund.

Indian equity and Equity Related Instruments by nature are volatile and prone to price fluctuations on a daily basis due to both macro and micro factors.

The use of derivatives by the Fund affects the volatility of the Fund and exposes it to the risk of loss due to the unexpected application of a law or regulation or because contracts are not legally enforceable or documented correctly.

The Morningstar Rating TM for funds, or "star rating," is calculated for managed products (including mutual funds, variable annuity and variable life subaccounts, exchange-traded funds, closed-end funds, and separate accounts) with at least a three-year history. Exchange-traded funds and open-ended mutual funds are considered a single population for comparative purposes. The top 10% of products in each product category receive 5 stars, the next 22.5% receive 4 stars, the next 35% receive 3 stars, the next 22.5% receive 2 stars, and the bottom 10% receive 1 star. The Overall Morningstar Rating for a managed product is derived from a weighted average of the performance figures associated with its three-, five-, and 10-year (if applicable) Morningstar Rating metrics. The weights are: 100% three-year rating for 36-59 months of total returns, 60% five-year rating/40% three-year rating for 60-119 months of total returns, and 50% 10-year rating/30% five-year rating/20% three-year rating for 120 or more months of total returns. While the 10-year overall star rating formula seems to give the most weight to the 10-year period, the most recent three-year period has the greatest impact because it is included in all three rating periods.

This briefing has been prepared without any regard to your specific investment objectives, financial situation and any of your particular needs. The Funds discussed in this presentation may not be suitable for all investors. You should independently evaluate and assess the relevance, accuracy and adequacy of the information contained in this presentation and make such independent investigation as you may consider necessary or appropriate for such purpose. You may wish to seek advice from a professional, financial or tax advisor before making a commitment to invest in the shares, interests or units of the any of the Funds mentioned in this presentation. Should you choose not to seek advice from a professional, financial or tax advisor, you should consider carefully whether the Fund is suitable for you.

The Fund has not been approved for distribution in or from Switzerland by the Swiss Financial Market Supervisory Authority. As a result, the Fund's shares/units may only be offered or distributed to qualified investors within the meaning of Swiss law. The Representative of the Fund in Switzerland is Auris Wealth Management SA with registered office at 15 Boulevard des Philosophes, 1205 Geneva, Switzerland. The Paying Agent in Switzerland is Banquet Heritage SA, with registered office at Route de Chêne 61, 1208 Geneva, Switzerland. The place of performance and jurisdiction for Shares/Units of the Fund distributed in or from Switzerland are at the registered office of the Representative.

"Aditya Birla Sun Life Asset Management Company Limited is regulated by the Dubai Financial Services Authority (DFSA)".

"Past or projected performance is not necessarily a reliable indicator of future results. All references to future figures in this communication are indicative only".

"This marketing material is intended only for Professional and Market Counterparty clients and that no other person should act on it".

"This communication is not intended to represent Investments or professional advice and you should seek your own professional advice before making your Investments decision".

For further details on Charges refer to the Prospectus and Supplement of the Fund

Aditya Birla Sun Life Asset Management Company Pte. Ltd., Aditya Birla Sun Life Asset Management Company Limited and any associated company shall not be liable in any manner whatsoever for any consequences (including but not limited to any direct, indirect or consequential losses, loss of profits and damages) of any reliance on or usage of this presentation and accept no legal responsibility from any one who directly or indirectly receives this material. The final investment decision must be made by you as the investor and the responsibility for the investment must be taken by you.

Aditya Birla Sun Life Asset Management Company Pte Ltd

Unit Entity No: 201001946G